


Step By Step Procedure to Update IOA Member Profile

Click and Open www.ioaindia.org or Open [Google play application](#)

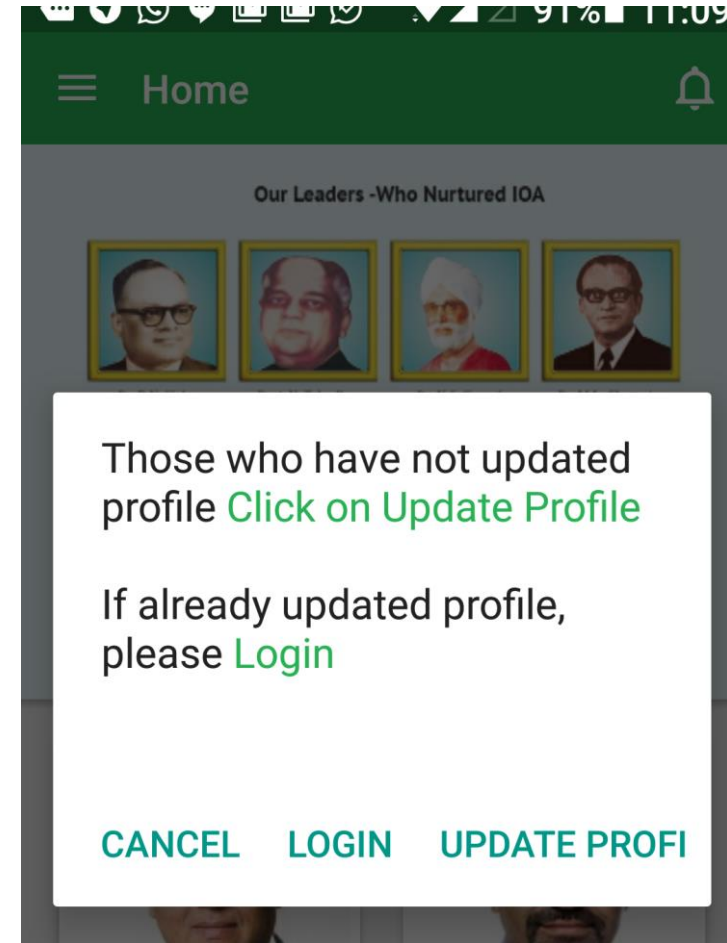
First Pop Up On website



If you have Updated – click to Log In and Utilize website Features Fully

If you have not Updated – click Link to go Ahead to update

First Pop Up On Mobile



Fill your Lm and 5 digit membership number without any space

Click here to see detailed help

Member Profile Update (Click Here for Help for Steps -Procedure)

"Know your LM Number / Search Here If Forgotten"

Your LM Number * (Example -LM03082 without space)

Existing Email Id With IOA *

Submit

If u do not remember your Lm number click to search

Insert your email address if u remember with IOA or any active in use email address you want to register –change –where activation link and all communication will come -many are not using their previous email accounts

Member Profile Update

Your LM Number *

Your Existing Email Id With IOA *

Procedure

Forgot LM Number?


SUBMIT

Please follow procedure and Update your Profile for Online Election Process (Cut of Date 10th october 2016) and for Communication to You about Activities –Announcements of Indian Orthopedic Association. Be Active! Contribute – Share and Learn! And Build Your Own Customized Website!

Two Possibilities – Situations

Possibility – Situation One  Your Lm and Email add matches with existing database of IOA

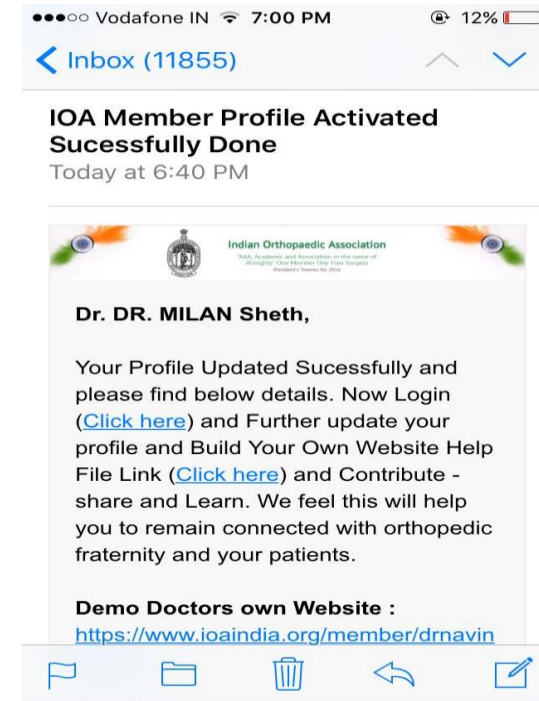
Message On screen – Computer/ Mobile - Self explanatory -Read It – Activation Link sent –Open Inbox and Click Link to activate



Activation link send

Dear DR. S. BHATTACHARYA,

Thanks for submitting Details Matching IOA Database Perfectly! – Check Your Email Inbox or Spam or Junk for a automatic mail from server – Click Activation Link there and Fill up Rest Of Data and Choose Your New Password and Submit. Here all Fields are compulsory -if You want to change your email ID – will be Updated and Your Mobile Number will get short SMS when sent by IOA and One Time Password (OTP) during Election Process. After Submission You will receive confirmation mail of updated data. Preserve that mail- if you forget your details –will help



Fill all compulsory fields including your own password (choose any u want) – submit –confirm details till successful message on screen /Mobile – check Mail in your inbox – mail is from noreply@ioaindia.org – if not found –search in your inbox and save it - to remember password – after this log in- and change password –if u want to do so –if forget –use forgot password facility

Now Log In using Log In Box or Link on Menu

Member Login

your Lm number
and 5 digit number
without space

Member Login

admin

.....

login

Forgot your password?

your password
U generated while
filling form

Use this facility –if u forget

You are presently working with 117.196.16.228 IP address (We record IP address of each log in for security reason)

After Log In –Dash Board of Members Exclusive Area –Pages –Explore all Facility –Benefits

DASHBOARD

UPDATE PHOTO

UPDATE PROFILE

BUILD YOUR OWN CUSTOMIZED WEBSITE

CONTRIBUTE - SHARE & LEARN

FAQS

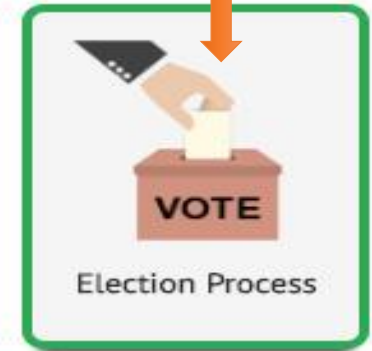
MY STUFF

LOGOUT

Can change Yourself

Build Yourself

Will be available only when
online voting starts



Possibility – Situation Two  Your Lm and Email add does not matches with existing database of IOA

Reason May be any – old email id with mistakes in keystrokes- bouncing – not seen in IOA database- u want to change it etc

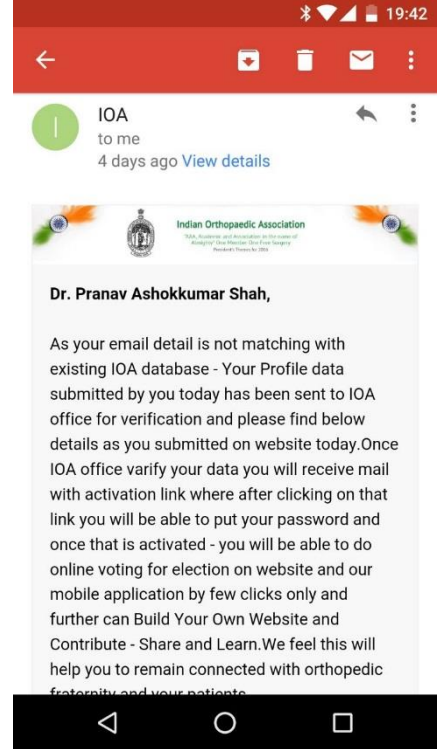
Update Profile

Welcome DR. S. BHATTACHARYA

Thanks for submitting Details – We are unable to Deliver a activation link on email ID filled above- may be wrong email ID –bouncing mail. Please Fill up Correct / Working Email ID and other compulsory fields and submit – You will receive Activation Link on Email within few Days after verification from IOA Office- Clicking that Activation link will make your activation procedure complete .Please check your Inbox- Spam or Junk frequently to notice it – You may receive SMS also.

Below are (*) Compulsory Fields.

LM No (*)	<input type="text" value="LM00004"/>
First Name (*)	<input type="text"/>
Last Name (*)	<input type="text"/>
Registered Email Address (*)	<input type="text"/>



Fill completely-submit-confirm - till successful message - Wait –till verification from IOA office takes -3 days – See Inbox after 1-3 days – see for mail –click activation link in mail – set password – log in

Fill all compulsory fields– submit –confirm details till successful message on screen /Mobile – check Mail in your inbox – mail is from noreply@ioaindia.org – if not found –search in your inbox – wait till verification from IOA office comes – Once verified – u will receive link –click and set your passwords and remember password – after this log in- and change password –if u want to do so –if forget –use forgot password facility

Now Log In using Log In Box or Link on Menu

Member Login

your Lm number
and 5 digit number
without space

Member Login

admin

.....

login

Forgot your password?

your password
U set yourself
after clicking
activation link

Use this facility –if u forget

You are presently working with 117.196.16.228 IP address (We record IP address of each log in for security reason)

After Log In –Dash Board of Members Exclusive Area –Pages –Explore all Facility –Benefits

DASHBOARD

UPDATE PHOTO

UPDATE PROFILE

BUILD YOUR OWN CUSTOMIZED WEBSITE

CONTRIBUTE - SHARE & LEARN

FAQS

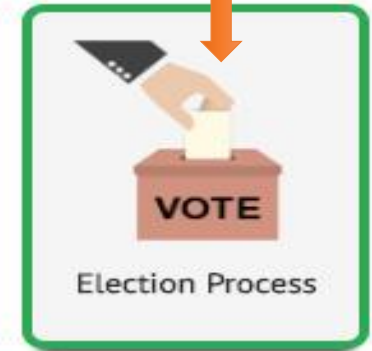
MY STUFF

LOGOUT

Can change Yourself

Build Yourself

Will be available only when
online voting starts





It Is Very Simple – Please Help Others To Strengthen Brotherhood Bond In Our Fraternity